

# THE EMERGENCY MEDICAL INFORMATION BOOK

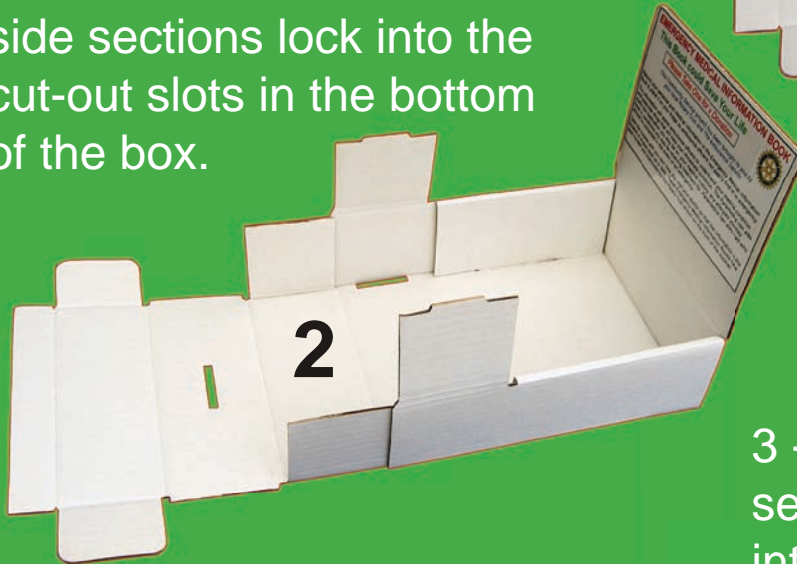
Counter Box assembly instructions  
(boxes hold approximately 50 Books)

[www.emib.org.au](http://www.emib.org.au)

1 - Fold the Top of the Box (with label facing up) and then fold over the side section

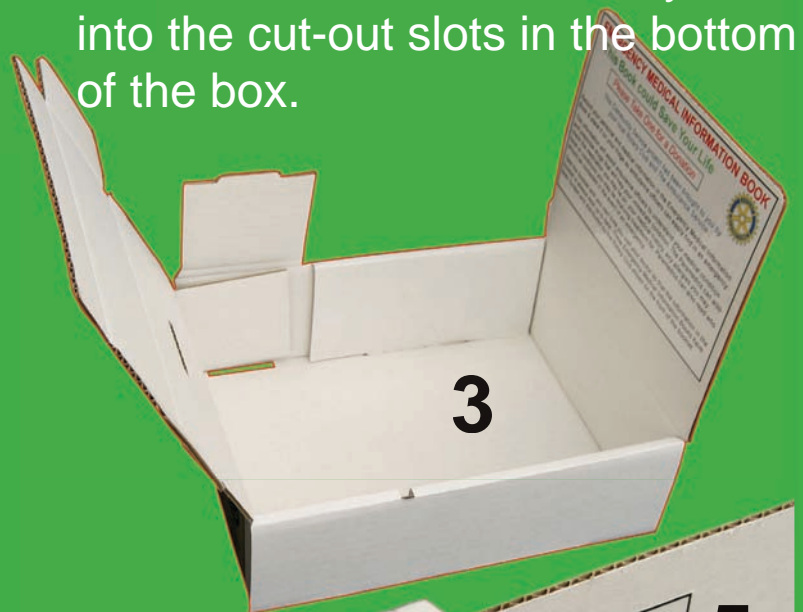


2 - Make sure the two fold over side sections lock into the cut-out slots in the bottom of the box.

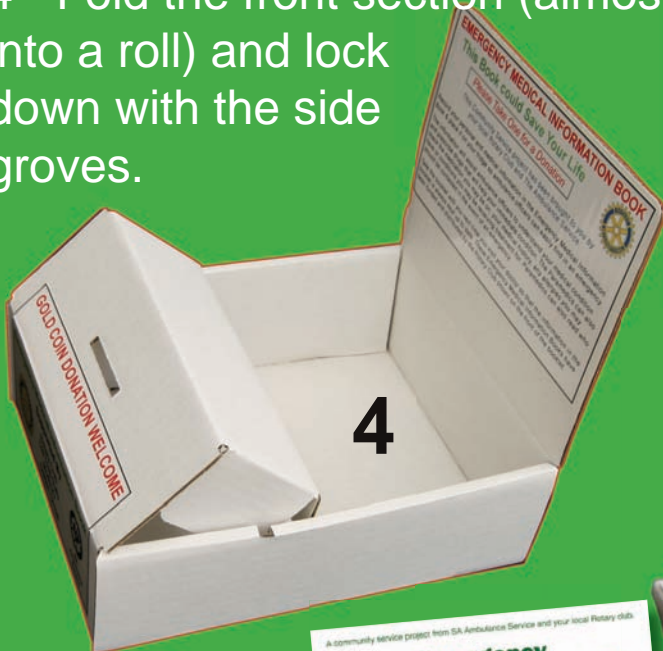


*Hint: To help the folds stay in place, pre fold inward at all crease sections.*

3 - Now fold the two front side sections and make sure they lock into the cut-out slots in the bottom of the box.



4 - Fold the front section (almost into a roll) and lock down with the side grooves.



5 - Please write your contact details to call for replacement of books.



D9500 Rotary Clubs of  
Tea Tree Gully  
Modbury  
Golden Grove

